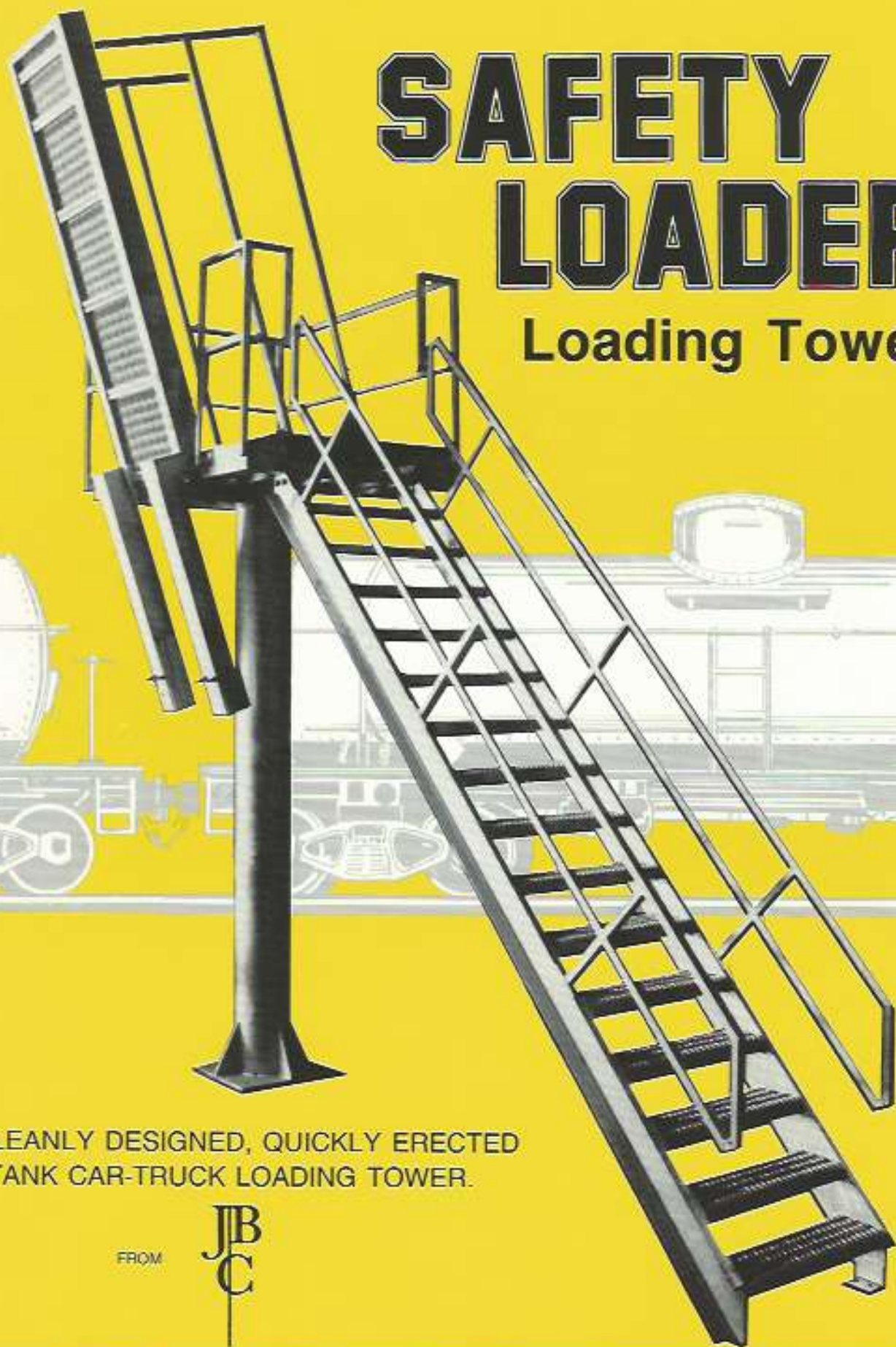


SAFETY LOADER™

Loading Tower



A CLEANLY DESIGNED, QUICKLY ERECTED
TANK CAR-TRUCK LOADING TOWER.

FROM

JTB
C

SAFETY LOADER™


Loading Tower

FEATURING


- ❑ 4 components - column, stairs, platform and gangway. Quick on-site erection.
- ❑ Counter-balanced gangway.
- ❑ Stairway available in any position.
- ❑ Unique floor and stair design prevents moisture retention.
- ❑ Meets current O.S.H.A. requirements.
- ❑ Platform accommodates single or double drop gangways.
- ❑ 1½ inch square tube handrails.
- ❑ Functions perfectly without electricity or hydraulics.
- ❑ Uses Grip-Strut Safety Grating on all walking surfaces.
- ❑ Easy raising and lowering of gangway.
- ❑ **EASE OF INSTALLATION -
CONNECT IN 45 MINUTES OR LESS!**




Walkway connecting multiple spots



*The Loading Tower System with
All the Advantages...* **SAFETY LOADER™**
Loading Tower



Counter weighted gangway




CONTACT JBC ENTERPRISES, INC.



DALLAS: (214) 340-1510
FAX: (214) 340-9280
HOUSTON: (713) 869-4904
FAX: (713) 869-4907

ERECTION SEQUENCE



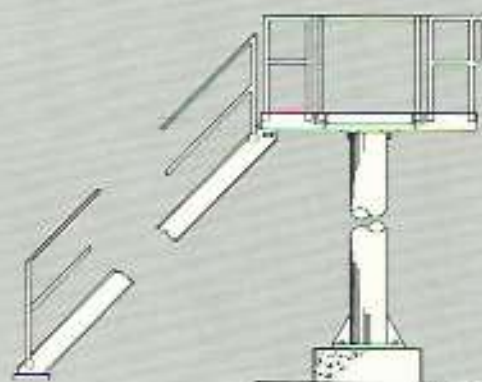
1 ASSEMBLE PLATFORM TO COLUMN WITH $\frac{3}{4}$ " x 2" A-325 BOLTS.



2 ERECT PLATFORM-COLUMN ASSY. AND SECURE WITH 4, 1" ANCHOR BOLTS.

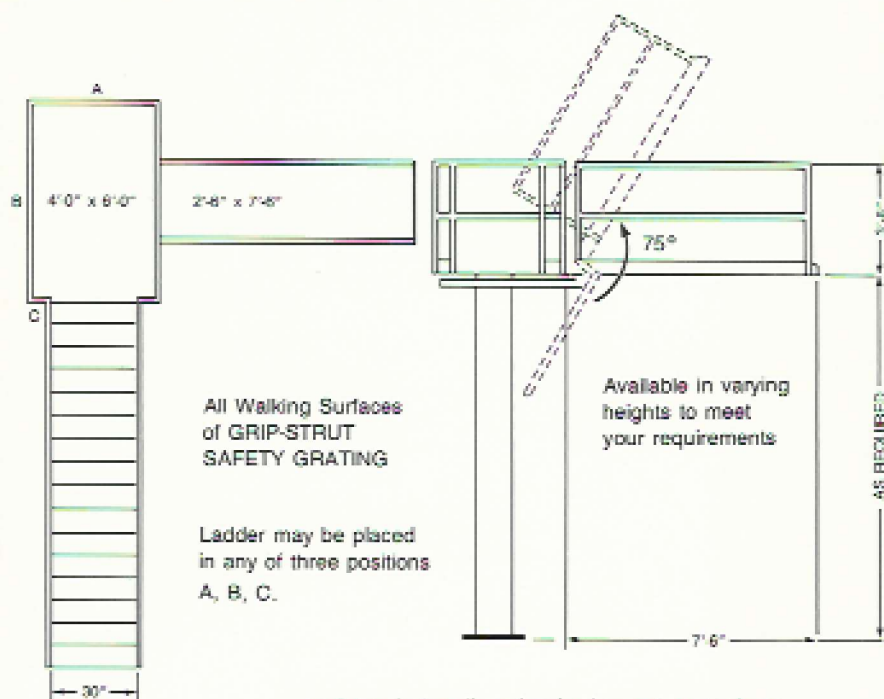


3 HOIST GANGWAY INTO POSITION AND SECURE WITH HINGE PIN.



4 ATTACH STAIR TO PLATFORM WITH 4, $\frac{3}{4}$ " A-325 BOLTS AND TO FOUNDATION WITH 4, $\frac{5}{8}$ " ANCHOR BOLTS. THEN BOLT PRE-ASSEMBLED HANDRAIL TO PLATFORM AND STAIRS. ANCHOR BOLTS SUPPLIED BY OTHERS.

DIMENSIONAL INFORMATION

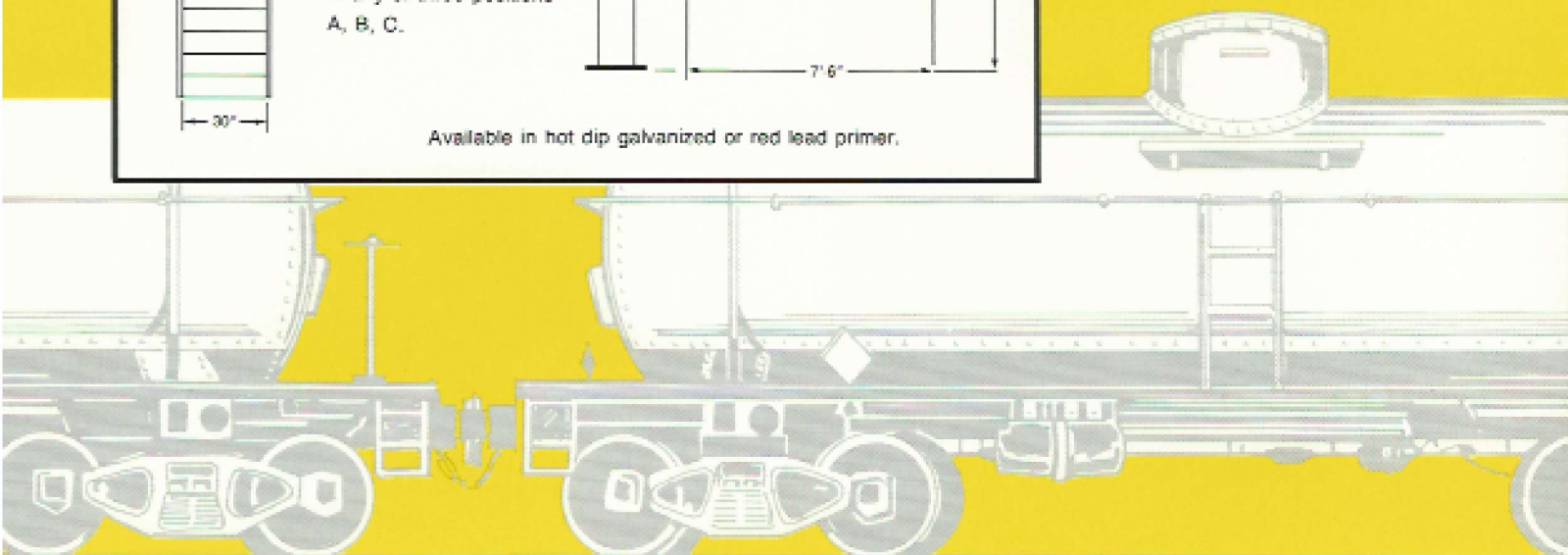


Available in hot dip galvanized or red lead primer.


SAFETY LOADER™

Loading Tower

PATENT NO. 4,171,550



FOR ADDITIONAL INFORMATION CONTACT:



JBC ENTERPRISES, INC.